


Multi-Purpose Fiber Box – IP 65

Termination / Distribution / Riser Box

1 - 12 PORT CAPACITY

This multipurpose box is designed to be used as Termination, Distribution or Riser to patch, splice optical fibers and accommodate optical splitter in a well-protected box. Beside the possibility using the box as termination box, this box design permits the in-out of an outdoor riser cable while the necessary fibers are pulled out of the cable, as is the case with conventional riser cables inside the building. For drop cables there are separate entry. The box contains fiber management and a splice tray for up to 12 splices. In addition to coupler holder that suit different types of adaptors. The box is designed to accommodate PLC Splitter when needed. The box is suitable to be installed in indoor or outdoor environment for wall, floor or pole mount.



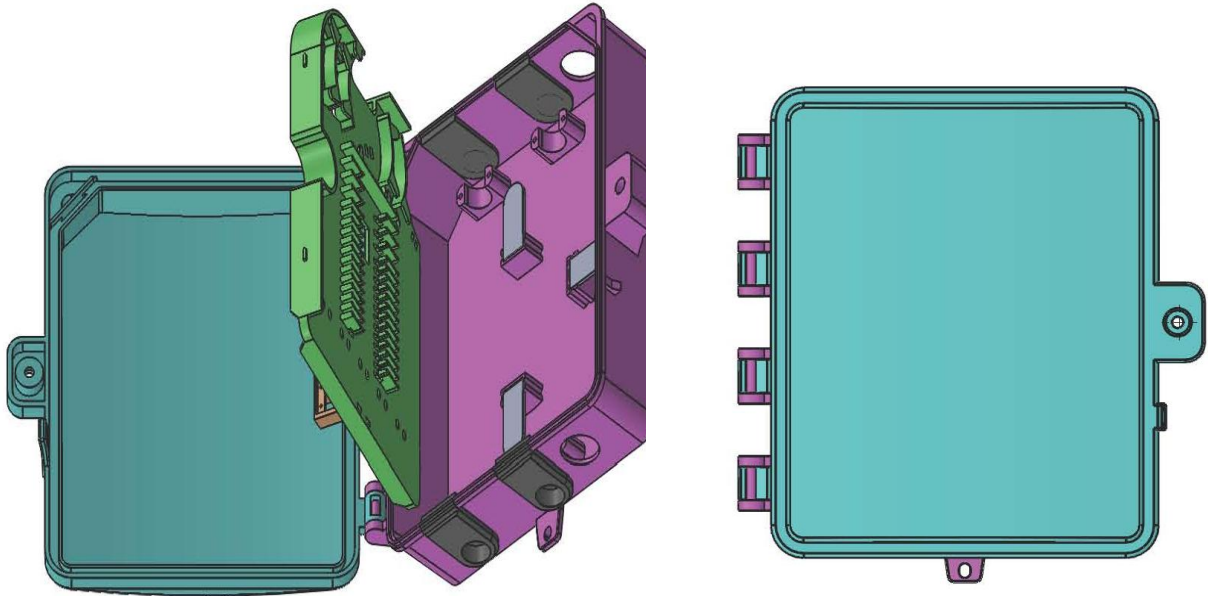
APPLICATIONS

- FTTX access networks.
- CATV networks
- Data Communications network
- Local Area Network.



Features

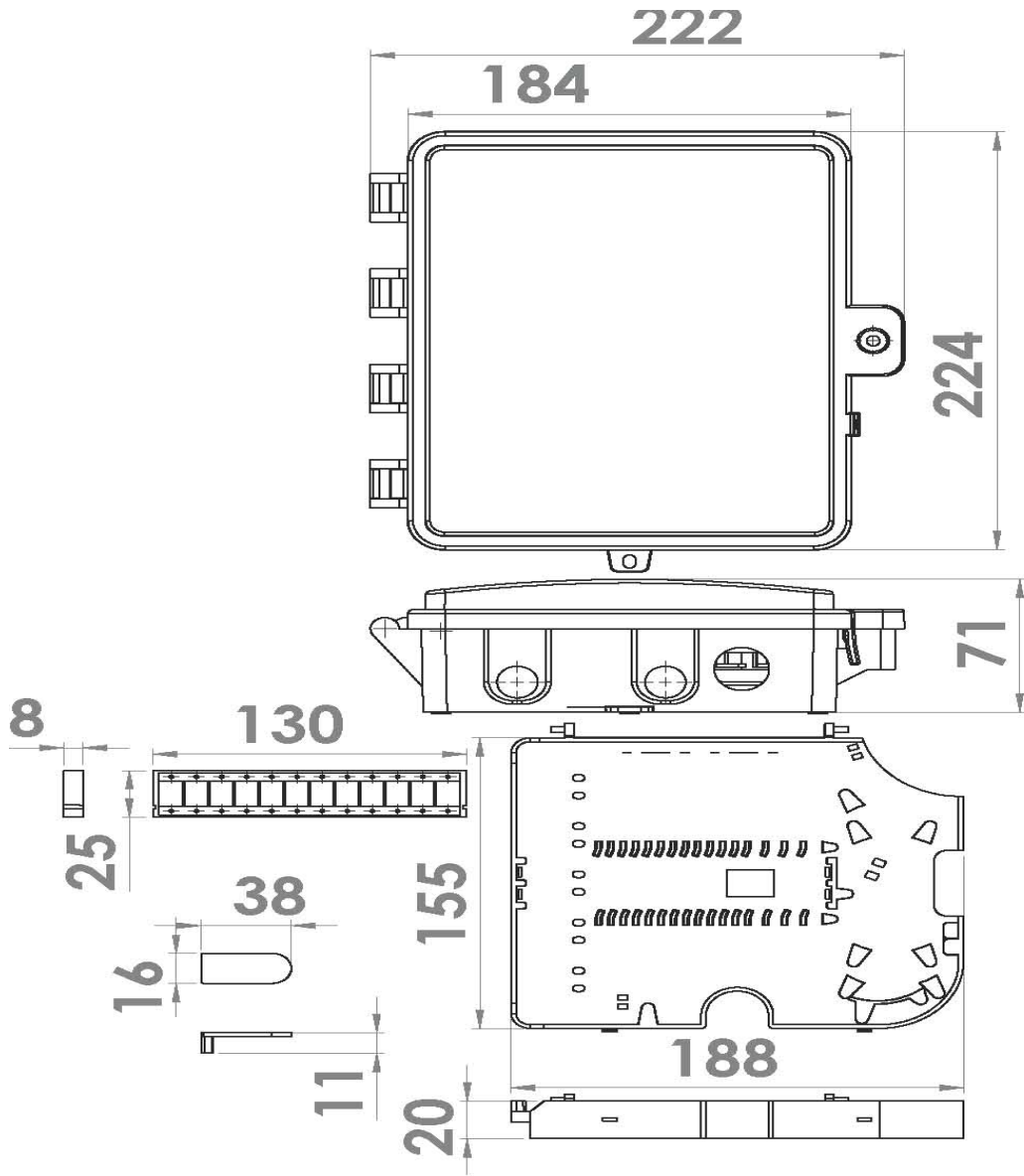
- 1) Fully enclosed structure.
- 2) Suitable for Wall, floor and pole installation for both indoor and outdoor applications
- 3) Material: PC+ABS is UV-resistant, flame-retardant, moisture-proof, waterproof, dust-proof and ageing-proof, and the protection level reaches IP65. Color requirements: RAL 7016 (dark gray) or RAL 7035 (light gray).
- 4) Locks are equipped with zinc alloy or stainless-steel keys (non-plastic keys), with rubber sleeves.
- 5) Inside the box, the assembly is complete. The fixing bolts are galvanized.
- 6) All cable entrances shall be inserted with appropriate removable plugs.
- 7) Entry cable and lead-down clamp, optical fiber splicing, fixing, storage, distribution and so on are all integrated.
- 8) Cables, tail fibers and jumpers all run through their own paths and do not interfere with each other.
- 9) Possibility to install splitter when needed.
- 10) Could be adjusted for SC, LC or any other adapter while easy to install and maintain.



Technical Parameters

- IEC 61300-2-4:1995, Fiber/cable retention
- IEC61300-3-34, Attenuation of Connector
- IEC 61300-2-12, Free Drop Test
- IEC 61300-2-12, Impact Test
- IEC 61300-2-1, Vibration Test
- GR-771-CORE, Thermal Aging Test
- GR-771-CORE, Cable Flexing Test
- ISO 14001:2004, Environment Management
- ISO 18001:2007, OHSAS

DIMENSIONS



Model	Size	Max Capacity
	L x W x H (mm)	Splicing
ICF-OFTB-12	224 * 222 * 71	12

MARKING

The individual inner box is labeled with information:

- Operator's Logo
- Operator's Material Code Number
- Description of item
- Name of Manufacturer

BOX Components

Item	Component	Quantity
1	Plastic Box	1
2	Adaptor	Up to 12
3	Screw with Dowel (Wall Mounting)	4
4	40mm Heat Shrink Sleeves	Up to 12
5	Master Key	1
6	Numbering Label	1
7	Quick Installation Manual	1